

Statistical bulletin

# Overseas travel and tourism, UK, provisional: April to June 2022

Visits to the UK by overseas residents, visits abroad by UK residents and spending by travellers, using provisional passenger traffic data.



Contact:  
Angie Osborn  
socialsurvey@ons.gov.uk  
+44 1633 455270

Release date:  
7 November 2022

Next release:  
To be announced

## Table of contents

1. [Main points](#)
2. [International Passenger Survey and coronavirus \(COVID-19\)](#)
3. [Overseas residents' visits to the UK: April to June 2022](#)
4. [Visits abroad by UK residents](#)
5. [Overseas travel and tourism data](#)
6. [Glossary](#)
7. [Measuring the data](#)
8. [Related links](#)
9. [Cite this statistical bulletin](#)

# 1 . Main points

- Overseas residents made 8.0 million visits to the UK in Quarter 2 (Apr to June) 2022; this was much higher than in Quarter 2 2021, when just 346,000 visits were made by air when travel restrictions were in place.
- Overseas residents spent £6.8 billion on their visits to the UK in Quarter 2 2022, an increase of £6.3 billion compared with air visits in Quarter 2 2021.
- UK residents made 20.4 million visits abroad in Quarter 2 2022; this compares with a total of 1.2 million visits by air in Quarter 2 2021.
- UK residents spent £15.8 billion on visits abroad in Quarter 2 2022; this was £14.5 billion more than they spent in Quarter 2 2021.
- Holidays were the most popular reason for both overseas residents and UK residents for travelling in Quarter 2 2022; this has reverted to a more traditional reason after the coronavirus (COVID-19) pandemic when the most common reason for travel was to see friends and relatives.

The estimates provided for 2022 should be treated with caution as the numbers are smaller than pre-pandemic years. The data still exclude the Eurotunnel as the Office for National Statistics (ONS) was unable to interview at this site until July 2022. No estimates are included for any travel across the Irish border.

## 2 . International Passenger Survey and coronavirus (COVID-19)

This article analyses data from the International Passenger Survey (IPS), which collects details from overseas residents leaving the UK, and UK residents returning home. Sea and Eurotunnel data are excluded for some periods when, because of coronavirus (COVID-19) restrictions, it was not possible to interview on board Dover ferries or the Eurotunnel. Interviewing restarted in Dover in July 2021 and on the Eurotunnel vehicles on trains in July 2022.

The figures shown for April to December 2020 are based on administrative sources and modelling, and the methods used are described in [Data sources and quality](#). This is because the IPS was not run during this period because of coronavirus.

### 3 . Overseas residents' visits to the UK: April to June 2022

Overseas residents made a total of 8.0 million visits to the UK during Quarter 2 (Apr to June) 2022, compared with 346,000 visits by air in Quarter 2 2021. The large increase in visits can be attributed to the easing of coronavirus (COVID-19) travel restrictions towards the end of 2021.

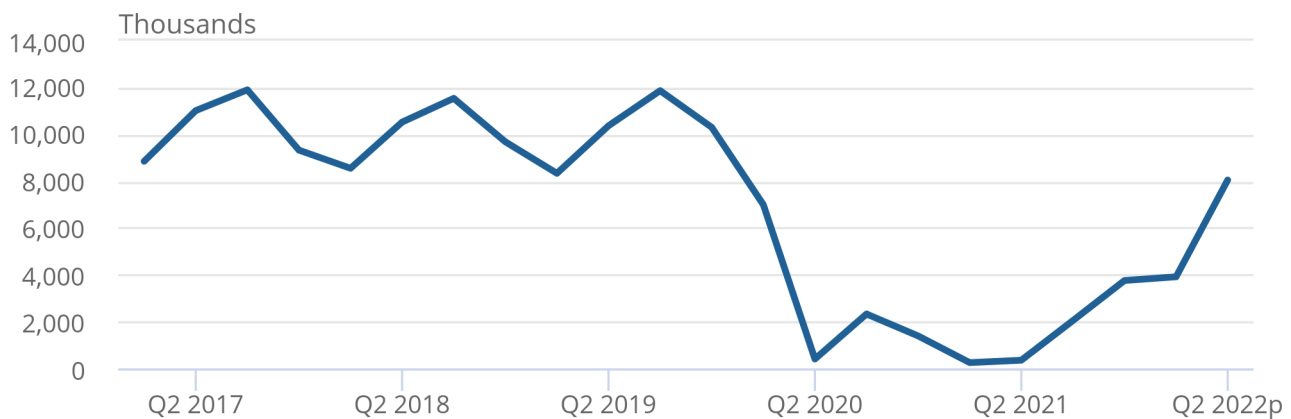
There were 10.4 million overseas visits made by overseas residents in Quarter 2 2019, before the coronavirus pandemic. In Quarter 2 2022, visits fell by 22% to 8.0 million and spending also decreased by 0.9% to £6.8 billion when compared with Quarter 2 2019. This shows visitor numbers and spending are heading towards pre-pandemic levels, but spending is growing at a faster rate.

#### Figure 1: Overseas residents' visits to the UK increased by 7.7 million in Quarter 2 2022 compared with Quarter 2 2021

Quarter 1 (Jan to Mar) 2017 to Quarter 4 (Oct to Dec) 2020 (all modes) and Quarter 1 to Quarter 2 (Apr to June) 2021 (air only) with the addition of sea data from Quarter 3 (July to Sept) 2021 to Quarter 2 2022

#### Figure 1: Overseas residents' visits to the UK increased by 7.7 million in Quarter 2 2022 compared with Quarter 2 2021

Quarter 1 (Jan to Mar) 2017 to Quarter 4 (Oct to Dec) 2020 (all modes) and Quarter 1 to Quarter 2 (Apr to June) 2021 (air only) with the addition of sea data from Quarter 3 (July to Sept) 2021 to Quarter 2 2022



Source: Office for National Statistics – International Passenger Survey and Overseas travel and tourism

Visits to the UK by overseas visitors increased in Quarter 2 2022 when compared with the same period a year earlier. Taking holidays was the most popular reason for visiting the UK, with an increase from 17,000 to 3.3 million visits. Visiting friends or relatives increased from 216,000 to 2.9 million visits, and business trips increased from 56,000 to 1.3 million. This is a change from recent quarters, when visiting friends and relatives was the most popular reason.

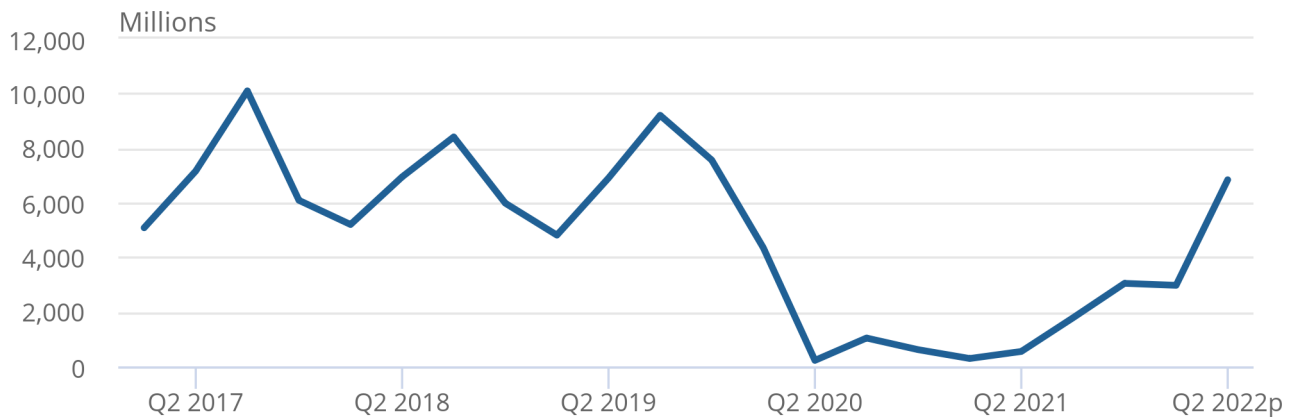
Estimated spending in the UK by overseas visitors was £6.8 billion in Quarter 2 2022, compared with £545 million in Quarter 2 2021. An increase in spending was seen for all areas of the world but the largest rise was for residents from North America. Travel abroad by US residents was restricted in the first half of 2021 and the number of visits from these residents has increased from 51,000 in Quarter 2 2021 to 1.6 million this quarter. Pre-pandemic, residents from North America also tended to spend more per visit than residents from other regions of the world.

**Figure 2: Spending by overseas residents in the UK increased by £6.3 billion in Quarter 2 2022 compared with Quarter 2 2021**

Quarter 1 (Jan to Mar) 2017 to Quarter 4 (Oct to Dec) 2020 (all modes) and Quarter 1 to Quarter 2 (Apr to June) 2021 (air only) with the addition of sea data from Quarter 3 (July to Sept) 2021 to Quarter 2 2022

Figure 2: Spending by overseas residents in the UK increased by £6.3 billion in Quarter 2 2022 compared with Quarter 2 2021

Quarter 1 (Jan to Mar) 2017 to Quarter 4 (Oct to Dec) 2020 (all modes) and Quarter 1 to Quarter 2 (Apr to June) 2021 (air only) with the addition of sea data from Quarter 3 (July to Sept) 2021 to Quarter 2 2022



Source: Office for National Statistics – International Passenger Survey and Overseas travel and tourism

## 4 . Visits abroad by UK residents

UK residents made 20.4 million visits abroad in Quarter 2 (Apr to June) 2022. This compares with 1.2 million visits by air in the same quarter in 2021. This large increase in visits abroad could be attributed to the lifting of coronavirus (COVID-19) pandemic travel restrictions. Visits abroad in Quarter 2 2022 were still lower than pre-pandemic levels; down by 21% on Quarter 2 2019. Disruptions at some airports across the UK caused by staff shortages and the rising cost of living could be partly accountable for this.

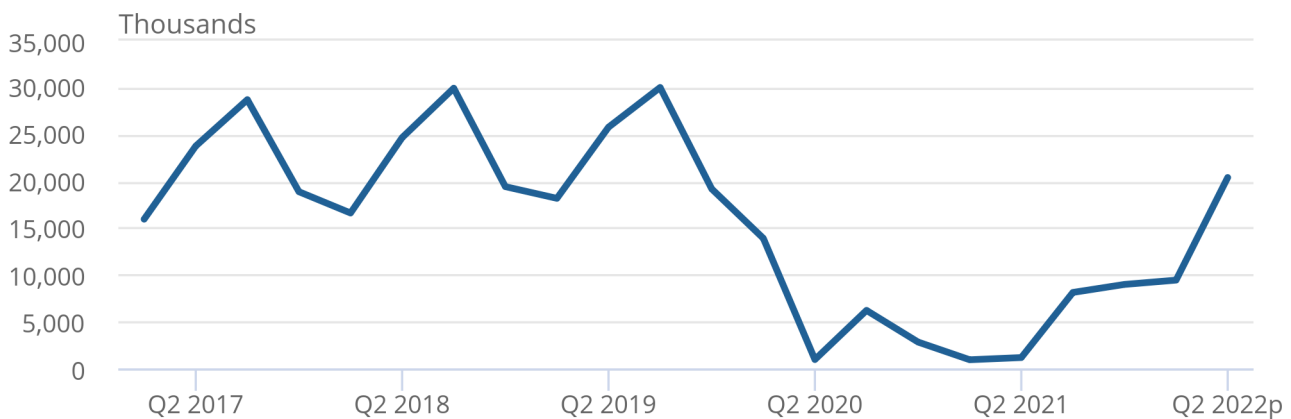
The largest number of visits abroad were made to Europe (16.4 million), an increase of 15.6 million visits from Quarter 2 2021.

### Figure 3: UK residents' visits abroad increased by 19.2 million in Quarter 2 2022 compared with Quarter 2 2021

Quarter 1 (Jan to Mar) 2017 to Quarter 4 (Oct to Dec) 2020 (all modes) and Quarter 1 to Quarter 2 (Apr to June) 2021 (air only) with the addition of sea data from Quarter 3 (July to Sept) 2021 to Quarter 2 2022

### Figure 3: UK residents' visits abroad increased by 19.2 million in Quarter 2 2022 compared with Quarter 2 2021

Quarter 1 (Jan to Mar) 2017 to Quarter 4 (Oct to Dec) 2020 (all modes) and Quarter 1 to Quarter 2 (Apr to June) 2021 (air only) with the addition of sea data from Quarter 3 (July to Sept) 2021 to Quarter 2 2022



Source: Office for National Statistics – International Passenger Survey and Overseas travel and tourism

In Quarter 2 2022, holidays have returned as the most common reason for UK residents' visits abroad, accounting for 66% of all visits (13.3 million). The next most common reason for travelling was to visit friends or family. There were 5.1 million visits made for this reason.

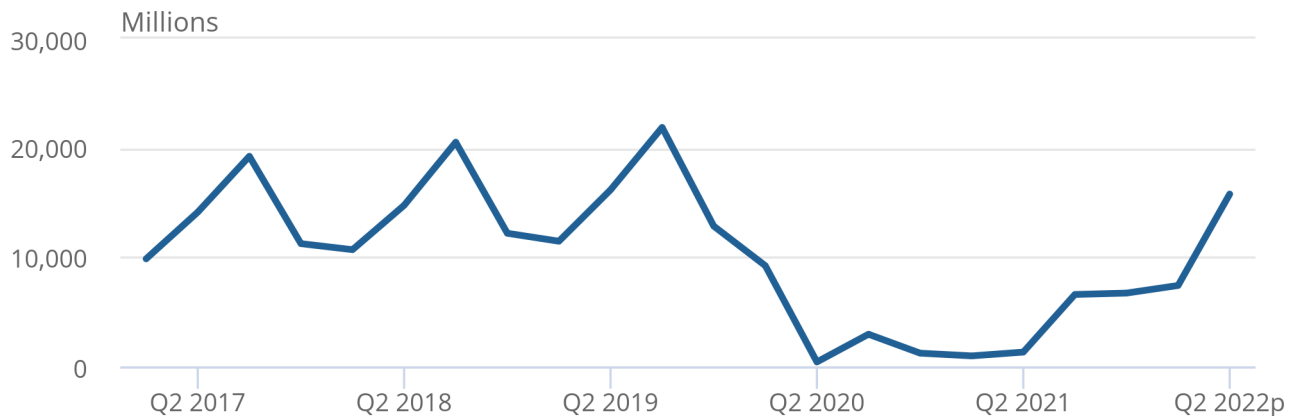
UK residents spent £15.8 billion during visits abroad in Quarter 2 2022. This was an increase of £14.5 billion when compared with the same period in 2021. This level of spending is similar to pre-pandemic estimates and could be an indication of the increased cost of living in the UK.

## Figure 4: Spending by UK residents abroad increased by £14.5 billion in Quarter 2 2022 compared with Quarter 2 2021

Quarter 1 (Jan to Mar) 2017 to Quarter 4 (Oct to Dec) 2020 (all modes) and Quarter 1 to Quarter 2 (Apr to June) 2021 (air only) with the addition of sea data from Quarter 3 (July to Sept) 2021 to Quarter 2 2022

### Figure 4: Spending by UK residents abroad increased by £14.5 billion in Quarter 2 2022 compared with Quarter 2 2021

Quarter 1 (Jan to Mar) 2017 to Quarter 4 (Oct to Dec) 2020 (all modes) and Quarter 1 to Quarter 2 (Apr to June) 2021 (air only) with the addition of sea data from Quarter 3 (July to Sept) 2021 to Quarter 2 2022



Source: Office for National Statistics – International Passenger Survey and Overseas travel and tourism

## 5 . Overseas travel and tourism data

### [Estimates of overseas residents' visits and spending in the UK](#)

Dataset | Released on 7 November 2022

Quarterly estimates of overseas residents' visits and spending from the International Passenger Survey, using administrative sources and modelling.

### [Estimates of UK residents' visits and spending abroad](#)

Dataset | Released on 7 November 2022

Quarterly estimates of UK residents' visits and spending abroad from the International Passenger Survey, using administrative sources and modelling.

## 6 . Glossary

## Visits

The figures relate to the number of completed visits, not the number of visitors. Anyone entering or leaving more than once in the same period is counted on each visit.

## Overseas visitor

An overseas visitor is a person who, being permanently resident in a country outside the UK, visits the UK for a period of less than 12 months. UK citizens residing overseas for 12 months or more coming home on leave are included in this category. Visits abroad are visits for a period of less than 12 months by people permanently residing in the UK (who may be of foreign nationality).

## Visiting multiple countries

When a resident of the UK has visited more than one country, expenditure and stay are allocated to the country that was stayed in for the longest time.

## Miscellaneous visits

Visits for miscellaneous purposes include:

- those for study
- those to attend sporting events
- those for shopping
- health
- religious events
- other purposes

It also includes visits for more than one purpose when none predominates (for example, visits both on business and on holiday). Overseas visitors staying overnight in the UK on their way to other destinations are also included in miscellaneous purposes.

## Earnings and expenditure

Earnings refer to spending in the UK by overseas residents, whereas expenditure refers to spending abroad by UK residents.

# 7 . Measuring the data

## Accuracy of the International Passenger Survey (IPS) estimates

The estimates presented in this article for the whole of 2020 must be treated with particular caution, since the methods used have not been fully scrutinised or tested.

The accuracy of the estimates is expressed in terms of [confidence intervals](#), which are shown in the data tables associated with this publication. For more information on how we measure and communicate uncertainty for our surveys, see our [Uncertainty and how we measure it web page](#).

## Collection of the IPS data

IPS data are collected by a team of over 200 interviewers who are recruited and trained specifically to work on the IPS. Interviews are carried out at air and sea ports, on board vessels leaving or returning to the UK, or on board the Eurotunnel Trains. Interviews are carried out on all days of the year, apart from Christmas Eve, Christmas Day, Boxing Day and New Year's Day.

Further guidance is available about the quality of overseas travel and tourism estimates in our [IPS Quality and methodology information \(QMI\) report](#). This report will be updated shortly to reflect recent changes to the survey's processes.

## 8 . Related links

### [Travelpac: travel to and from the UK](#)

Dataset | Released 7 November 2022

Quarterly data on travel to and from the UK, taken from the International Passenger Survey (IPS). Includes detail on age and sex of travellers, purpose and length of trip, and spending. These data are in a form suitable for small businesses and students.

### [Travel trends: 2021](#)

Article | Released 15 June 2022

Annual estimates of travel and tourism visits to the UK (of less than 12 months' duration) and associated earnings and expenditure between the UK and the rest of the world.

### [Overseas travel and tourism: June 2022 provisional results](#)

Bulletin | Released 7 November 2022

Visits to the UK by overseas residents, visits abroad by UK residents and spending by travellers, using provisional passenger traffic data.

## 9 . Cite this statistical bulletin

Office for National Statistics (ONS), released 7 November 2022, ONS website, statistical bulletin, [Overseas travel and tourism, provisional: April to June 2022](#)