

Statistical bulletin

# Monthly mortality analysis, England and Wales: June 2021

Provisional death registration data for England and Wales, broken down by sex, age and country. Includes deaths due to coronavirus (COVID-19) and leading causes of death.

Contact:  
Danielle Cornish  
health.data@ons.gov.uk  
+44 (0)1329 444110

Release date:  
23 July 2021

Next release:  
23 August 2021

## Table of contents

1. [Main points](#)
2. [Death registrations and the overall mortality rate for June 2021](#)
3. [Deaths due to COVID-19 registered in June 2021](#)
4. [Leading causes of death](#)
5. [Deaths registered in the year-to-date](#)
6. [Death occurrences in June 2021 and year-to-date](#)
7. [Pre-existing conditions of people whose death was due to COVID-19, deaths registered in January to March 2021](#)
8. [Monthly mortality data](#)
9. [Glossary](#)
10. [Measuring the data](#)
11. [Strengths and limitations](#)
12. [Related links](#)

# 1 . Main points

- In June 2021, there were 38,611 deaths registered in England, 310 deaths (0.8%) more than the June five-year average (2015 to 2019) and there were 2,560 deaths registered in Wales, 26 deaths (1.0%) more than the June average.
- The leading cause of death in June 2021 was ischaemic heart diseases in both England (accounting for 10.8% of all deaths) and Wales (11.9% of all deaths).
- Coronavirus (COVID-19) was the 26th leading cause of death in June 2021 in England (accounting for 0.9% of all deaths registered in June); in Wales, COVID-19 accounted for 0.1% of all deaths so the numbers were too small to reliably rank against other leading causes of death.
- The age-standardised mortality rates (ASMRs) for deaths due to COVID-19 in England were similar in June 2021 (7.5 deaths per 100,000 people) to May 2021 (7.1 deaths per 100,000 people); in Wales there were 2 deaths due to COVID-19 so ASMRs were not calculated for June 2021.
- The North West of England was the English region with the highest ASMR for deaths due to COVID-19 in June 2021 (17.8 deaths per 100,000 people) and was the only region to significantly increase between May and June 2021; rates for all other English regions and Wales remained similar or could not be calculated because of small numbers of deaths in June 2021.

## 2 . Death registrations and the overall mortality rate for June 2021

Based on provisional data, there were 38,611 deaths registered in England in June 2021. This was 1,275 fewer deaths than in June 2020 and 310 deaths more than the five-year average (2015 to 2019) (0.8% higher).

The five-year average has been provided for 2015 to 2019 (rather than 2016 to 2020) because of the impact of the coronavirus (COVID-19) pandemic on deaths registered in 2020. The average for 2015 to 2019 provides a comparison of the number of deaths expected in a usual (non-pandemic) year.

In Wales, the provisional number of deaths registered in June 2021 was 2,560. This was 132 fewer deaths than in June 2020 and 26 more deaths than the five-year average for June (1.0% higher).

Age-standardised mortality rates (ASMRs) are used for comparisons over time rather than numbers of deaths, as ASMRs account for changes to the population size and age structure. In England, mortality rates for the month of June had been generally decreasing since 2004 (the highest mortality rate in this analysis), from 1,170.7 deaths per 100,000 people in 2004, to a low of 814.7 deaths per 100,000 people in June 2019. The [statistically significant](#) decrease in ASMRs from 2004 was seen in both males and females (Figure 1).

In England, the June 2021 mortality rate (842.3 deaths per 100,000 people) was significantly lower than June 2020 (886.9 deaths per 100,000 people) but significantly higher than June 2019 (814.7 deaths per 100,000 people).

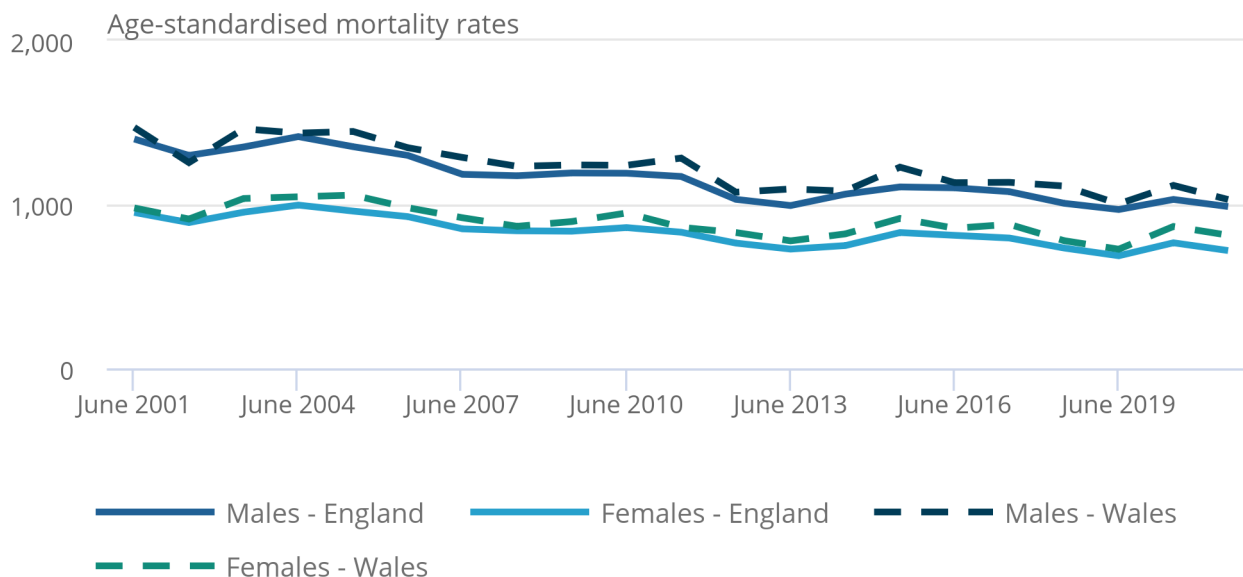
In Wales, mortality rates for June had also been decreasing over time, from 1,222.3 deaths per 100,000 people in 2005 (the highest mortality rate in this analysis), to a low of 854.5 deaths per 100,000 people in June 2019. In June 2021, the mortality rate was 914.1 deaths per 100,000 people; this was lower than June 2020 (980.9 deaths per 100,000 people) but this difference was not [statistically significant](#).

## Figure 1: Mortality rates for the month of June were lower in 2021 than in 2020, for males and females in England and Wales

Age-standardised mortality rates by sex, England and Wales, deaths registered in June 2001 to June 2021

### Figure 1: Mortality rates for the month of June were lower in 2021 than in 2020, for males and females in England and Wales

Age-standardised mortality rates by sex, England and Wales, deaths registered in June 2001 to June 2021



Source: Office for National Statistics – Monthly mortality analysis

#### Notes:

1. Age-standardised mortality rates per 100,000 people, standardised to the 2013 European Standard Population. Monthly rates in this bulletin are adjusted to allow for comparisons with annual rates. For more information, see [Section 10: Measuring the data](#).
2. Figures are for deaths registered rather than deaths occurring in each period.
3. Figures for 2020 and 2021 are based on provisional mortality data and projected populations.
4. Figures exclude non-residents.

## 3 . Deaths due to COVID-19 registered in June 2021

The doctor certifying a death can list all causes in the chain of events that led to the death, and pre-existing conditions that may have contributed to the death. Using this information, we determine an underlying cause of death. More information on this process can be found in our [user guide](#).

Since March 2020 (when the first deaths involving coronavirus (COVID-19) were registered in England and Wales), where COVID-19 was mentioned on the death certificate it was the underlying cause of death in most cases (89.0% in England, 87.4% in Wales). In June 2021, COVID-19 was the underlying cause of death for 72.3% of deaths that mentioned COVID-19 on the death certificate in England and 40.0% in Wales. For more information on our definition of COVID-19 deaths, see [Section 10: Measuring the data](#).

In this bulletin, we use the term “due to COVID-19” when referring only to deaths with an underlying cause of death of COVID-19 and we use the term “involving COVID-19” when referring to deaths that had COVID-19 mentioned anywhere on the death certificate, whether as an underlying cause or not.

Of the 38,611 deaths registered in June 2021 in England, 0.9% (344 deaths) were due to COVID-19, the same proportion as in May 2021. Including all deaths involving COVID-19 (476 deaths) increases the percentage to 1.2% of all deaths in England in June 2021.

In Wales, 0.1% of the 2,560 deaths registered in June 2021 were due to COVID-19 (2 deaths); this is the lowest proportion seen during the pandemic. Including all deaths involving COVID-19 (5 deaths) increases the percentage to 0.2% of all deaths in Wales.

In England, the number of deaths due to COVID-19 increased by 3.3% compared with May 2021. In Wales, deaths due to COVID-19 continued to decrease by 86.7% compared with May 2021.

## **Mortality rates for deaths due to COVID-19**

When adjusting for the size and age structure of the population, age-standardised mortality rates (ASMRs) for deaths due to COVID-19 in England for June 2021 were similar to May 2021. The ASMR for deaths due to COVID-19 increased to 7.5 deaths per 100,000 people in June 2021 (compared with 7.1 in May 2021). But, this increase was not [statistically significant](#). In Wales, the number of deaths (2 deaths due to COVID-19) was too small to create a reliable ASMR so these have not been calculated.

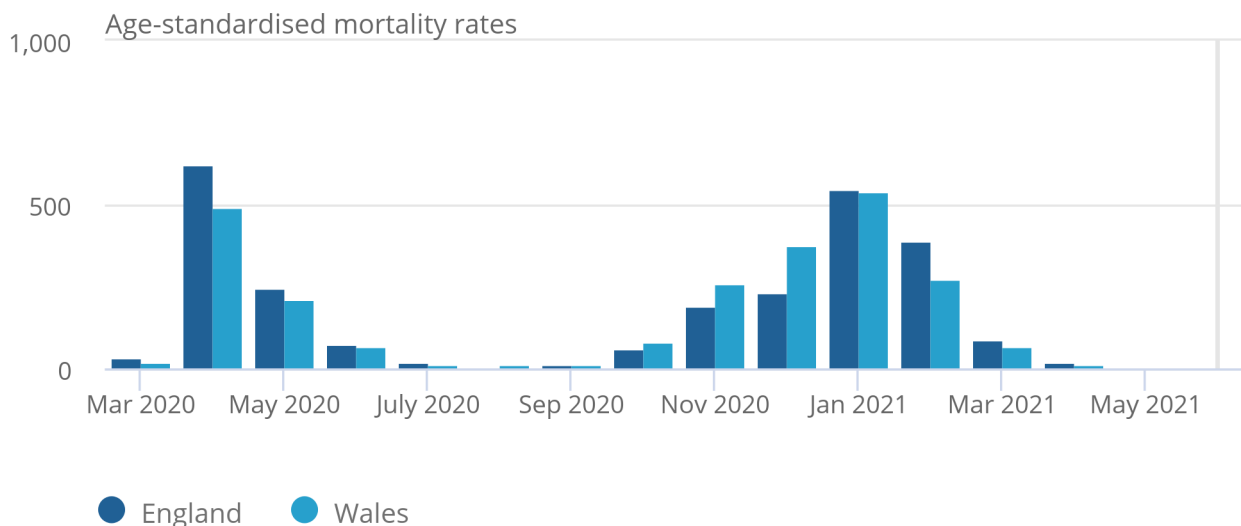
**Figure 2: In England, mortality rates due to COVID-19 in June 2021 were similar to May 2021**

Age-standardised mortality rates for deaths due to COVID-19, per 100,000 people, England and Wales, deaths registered in March 2020 to June 2021

Figure 2: In England, mortality rates due to COVID-19 in June 2021 were similar to May 2021

Age-standardised mortality rates for deaths due to COVID-19, per 100,000 people, England and Wales, deaths registered in March 2020 to June 2021

Because of small numbers (due to COVID-19), the age-standardised mortality rate for June 2021 has not been calculated.



Source: Office for National Statistics – Monthly mortality analysis

Notes:

1. Age-standardised mortality rates per 100,000 people, standardised to the 2013 European Standard Population. Monthly rates in this bulletin are adjusted to allow for comparisons with annual rates. For more information, see [Section 10: Measuring the data](#).
2. Figures for 2020 and 2021 are based on provisional mortality data and projected populations.
3. Figures exclude non-residents of England and Wales.
4. Deaths "due to COVID-19" include only deaths where COVID-19 was the underlying cause of death. Age-standardised mortality rates for all deaths involving COVID-19 are available in the accompanying dataset.
5. The International Classification of Diseases, 10th Edition (ICD-10) definitions are as follows; coronavirus (COVID-19) (U07.1, U07.2 and U10.9). For more information on our definitions of COVID-19 deaths, see [Section 10: Measuring the data](#).
6. Because of small numbers, the rate for May 2021 in Wales is unreliable (15 deaths) so should be interpreted with caution, and the rate for June 2021 (2 deaths) has not been calculated.

In June 2021, the ASMRs for deaths due to COVID-19 increased for both males (10.0 per 100,000 males in England) and females (5.6 per 100,000 females in England). More information on mortality rates by sex is available in Tables 3a and 3b of the [accompanying dataset](#). For males and females in Wales, there were too few deaths due to COVID-19 for a rate to be calculated.

### More about coronavirus

- Find the latest on [coronavirus \(COVID-19\) in the UK](#).
- [Explore the latest coronavirus data](#) from the ONS and other sources.
- All ONS analysis, summarised in our [coronavirus latest insights](#).
- View [all coronavirus data](#).
- Find out how we are [working safely in our studies and surveys](#).

## 4 . Leading causes of death

### Leading causes of death registered in June 2021

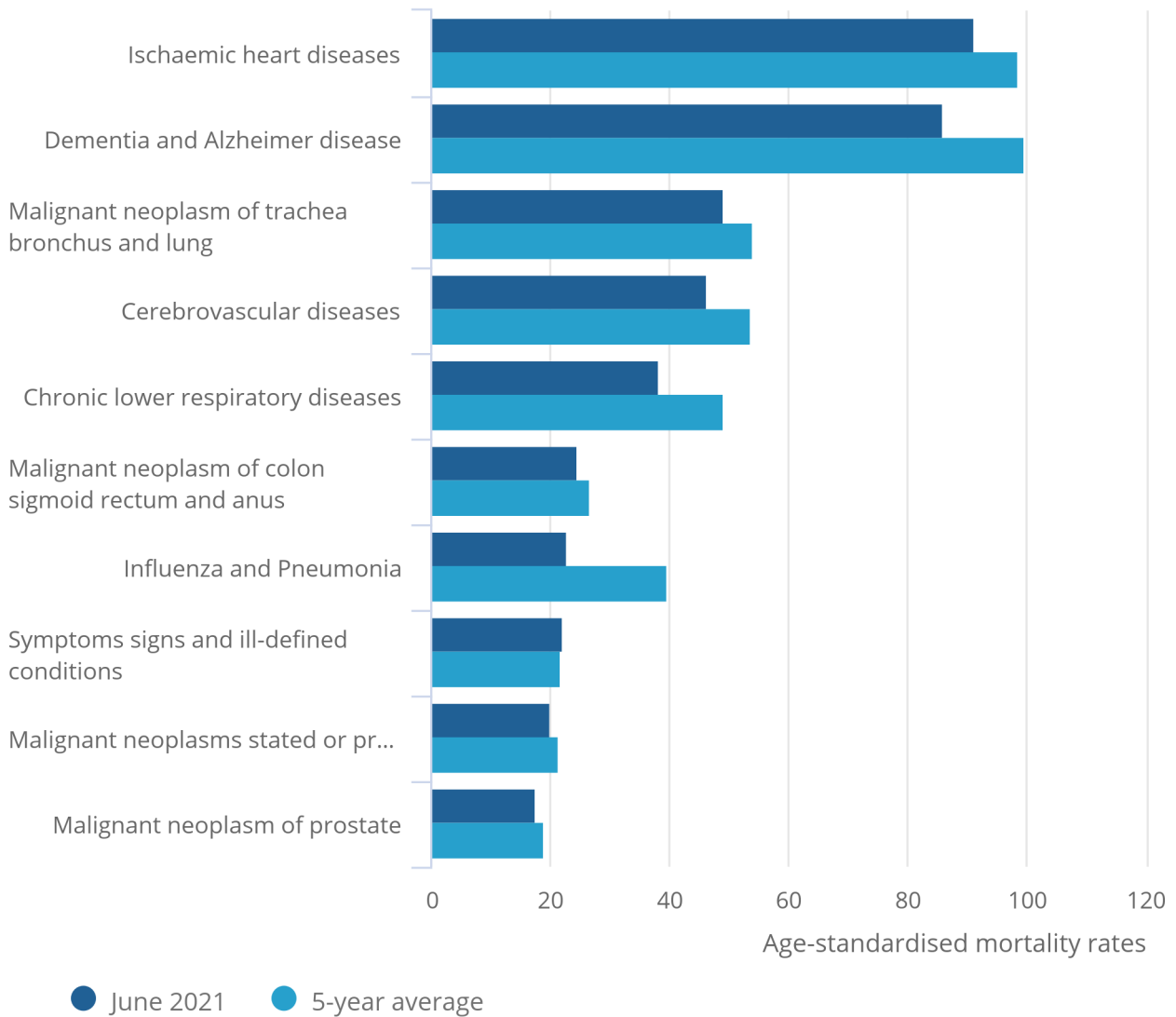
Figures 3 and 4 show the 10 most common underlying causes of death, (based on the [leading causes of death groupings](#)) registered in June 2021 for England and Wales, compared with the five-year average for June (2015 to 2019).

**Figure 3: In England, ischaemic heart diseases continued to be the leading cause of death in June 2021**

Age-standardised mortality rates for selected leading causes of death, per 100,000 people, England, deaths registered in June 2021

Figure 3: In England, ischaemic heart diseases continued to be the leading cause of death in June 2021

Age-standardised mortality rates for selected leading causes of death, per 100,000 people, England, deaths registered in June 2021



Source: Office for National Statistics – Monthly mortality analysis

Notes:

1. Age-standardised mortality rates per 100,000 population, standardised to the 2013 European Standard Population. Monthly rates are adjusted to allow for comparisons with annual rates. For more information, see [Section 10: Measuring the data](#).
2. Figures for 2020 and 2021 are based on provisional mortality data and projected populations.
3. Figures exclude deaths of non-residents.
4. The five-year average has been provided for 2015 to 2019 (rather than 2016 to 2020) because of the impact of the coronavirus (COVID-19) pandemic on deaths registered in 2020. The average for 2015 to 2019 provides a comparison of the number of deaths expected per month in a usual (non-pandemic) year.

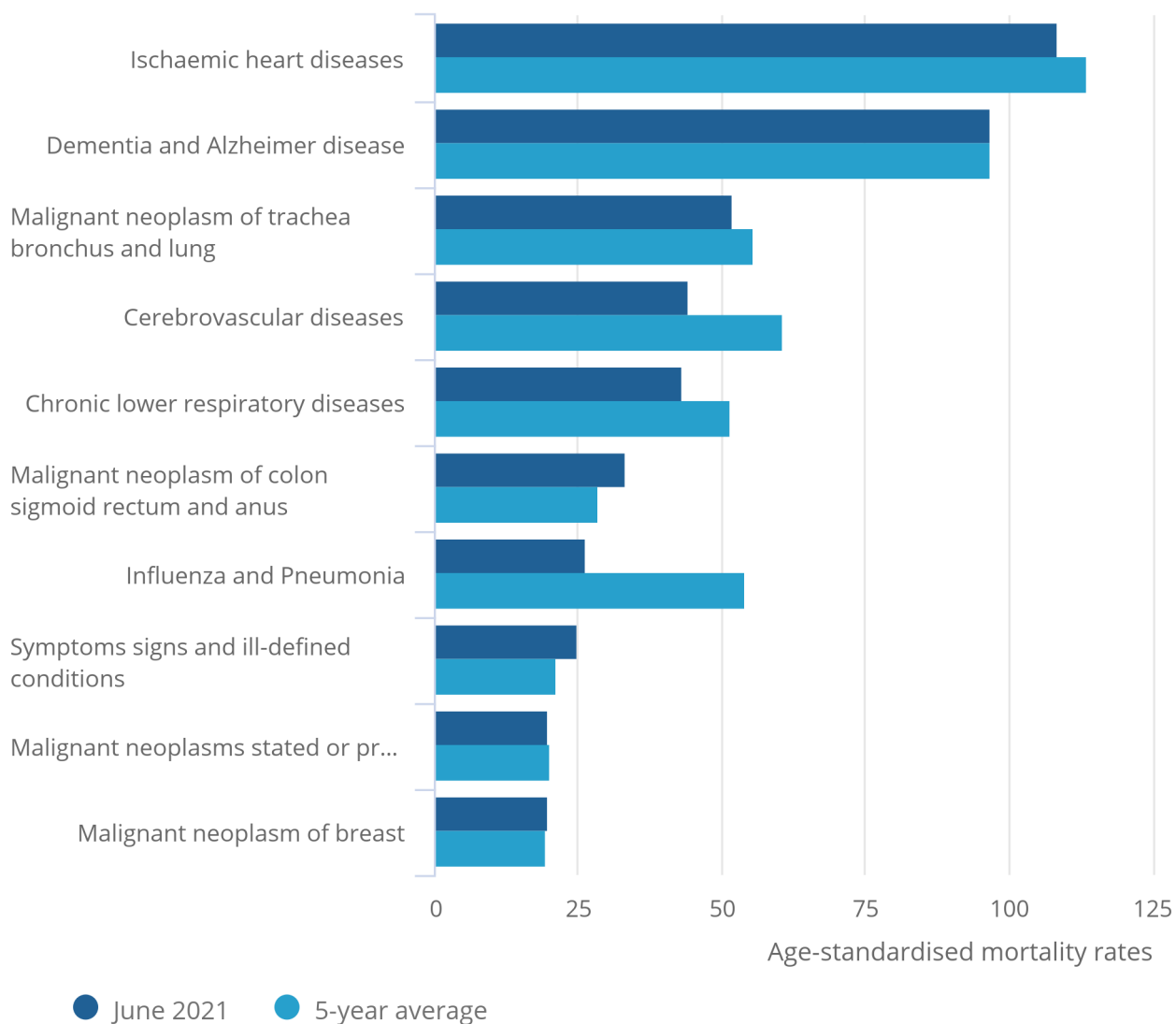


**Figure 4: In Wales, ischaemic heart diseases continued to be the leading cause of death in June 2021**

Age-standardised mortality rates for selected leading causes of death, per 100,000 people, Wales, deaths registered in June 2021

Figure 4: In Wales, ischaemic heart diseases continued to be the leading cause of death in June 2021

Age-standardised mortality rates for selected leading causes of death, per 100,000 people, Wales, deaths registered in June 2021



Source: Office for National Statistics – Monthly mortality analysis

Notes:

1. Age-standardised mortality rates per 100,000 population, standardised to the 2013 European Standard Population. Monthly rates are adjusted to allow for comparisons with annual rates. For more information, see [Section 10: Measuring the data](#)
2. Figures for 2020 and 2021 are based on provisional mortality data and projected populations.
3. Figures exclude deaths of non-residents.
4. The five-year average has been provided for 2015 to 2019 (rather than 2016 to 2020) because of the impact of the coronavirus (COVID-19) pandemic on deaths registered in 2020. The average for 2015 to 2019 provides a comparison of the number of deaths expected per month in a usual (non-pandemic) year.

In both England and Wales, ischaemic heart diseases was the leading cause of death in June 2021, with 91.2 deaths per 100,000 people in England (4,183 deaths) and 108.5 deaths per 100,000 people in Wales (304 deaths). The second most common cause of death in June 2021 was dementia and Alzheimer's disease, with 85.8 deaths per 100,000 people in England (3,962 deaths) and 96.8 deaths per 100,000 people in Wales (270 deaths).

In England, coronavirus (COVID-19) was the 26th leading cause of death in June 2021 (344 deaths). This is compared with May 2021, where COVID-19 was the 24th leading cause of death in England (333 deaths). In Wales, there were 2 deaths due to COVID-19 in June 2021, so it was not possible to reliably rank COVID-19 compared with other leading causes of death.

In England in June 2021, 7 of the 10 leading causes of death were significantly lower than the five-year average (2015 to 2019). As seen in recent months, the mortality rate for deaths with an underlying cause of influenza and pneumonia was 42.7% lower in June 2021 than the five-year average for June; this is likely in part because of coronavirus restrictions and guidance, such as social distancing, reducing the spread of infections such as flu.

In Wales, 2 of the 10 leading causes were significantly lower than the five-year average, with all other leading causes for June 2021 having similar mortality rates to the five-year average. Similar to England, the June 2021 mortality rate for influenza and pneumonia was 51.5% lower than the five-year average for June.

## Leading causes of death registered in the year-to-date

In the first six months (January to June) of 2021, the leading cause of death in both England and Wales was COVID-19, accounting for 17.3% of all deaths in England and 13.9% of all deaths in Wales. The year-to-date mortality rate for deaths due to COVID-19 was 177.0 deaths per 100,000 people in England and 149.1 deaths per 100,000 people in Wales.

In both countries, the year-to-date COVID-19 mortality rate was significantly higher than the next leading cause of death (dementia and Alzheimer's disease in England and ischaemic heart diseases in Wales).

More information on the 2021 year-to-date leading causes of death is available in Tables 11a and 11b of the [accompanying dataset](#). More in-depth [analysis of leading causes of death](#) is available in our annual publication based on finalised mortality data, and analysis focusing on COVID-19 in 2020 is available in our [deaths due to COVID-19 article](#).

## 5 . Deaths registered in the year-to-date

There were 282,754 deaths registered in England and 18,152 in Wales during the first six months (January to June) of 2021.

To gain a better idea of year-to-year differences in mortality rates, we calculated year-to-date age-standardised mortality rates (ASMR) based on deaths registered in January to June of each year from 2001 to 2021 (Figure 5). For England, the year-to-date age-standardised mortality rate for 2021 was 1,026.0 deaths per 100,000 people, which was [statistically significantly](#) lower than the same period in 2020 (1,151.1 deaths per 100,000 people). However, when compared with the same period in 2019 (949.4 deaths per 100,000 people), the 2021 year-to-date mortality rate was significantly higher.

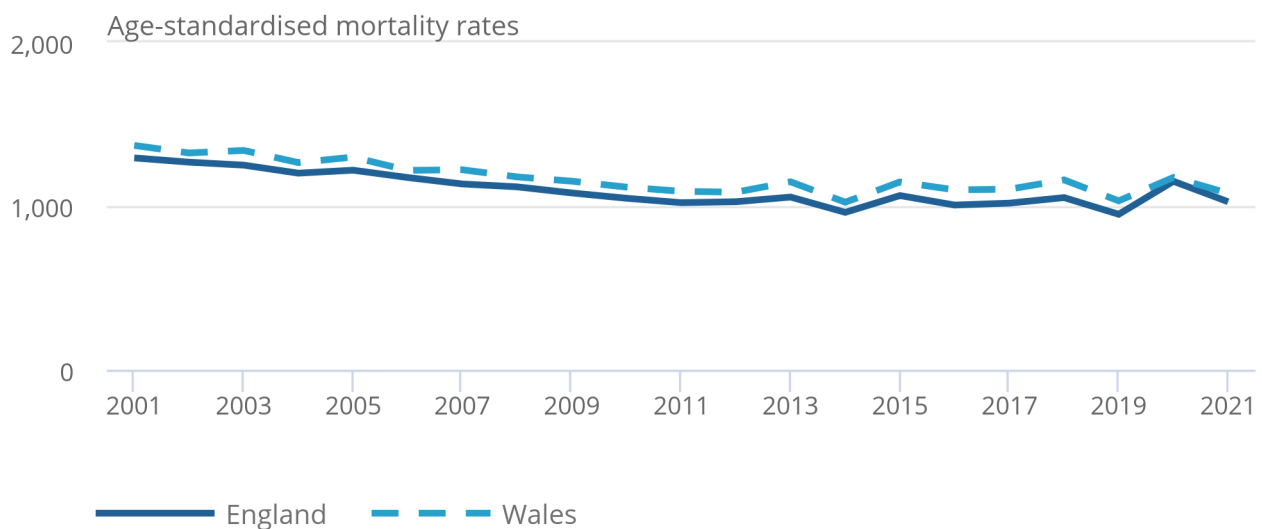
For Wales, the year-to-date age-standardised mortality rate for 2021 was 1,078.1 deaths per 100,000 people. This was statistically significantly lower than the same period in 2020 (1,174.6 deaths per 100,000 people). But, similar to England, January to June 2021 was significantly higher than the same period in 2019 (1,031.4 deaths per 100,000 people).

**Figure 5: The mortality rate for January to June 2021 was significantly lower than the same period in 2020 in both England and Wales**

Age-standardised mortality rates, England and Wales, deaths registered in January to June 2001 to 2021

Figure 5: The mortality rate for January to June 2021 was significantly lower than the same period in 2020 in both England and Wales

Age-standardised mortality rates, England and Wales, deaths registered in January to June 2001 to 2021



Source: Office for National Statistics – Monthly mortality analysis

Notes:

1. Age-standardised mortality rates per 100,000 population, standardised to the 2013 European Standard Population. Monthly rates in this bulletin are adjusted to allow for comparisons with annual rates. For more information, see [Section 10: Measuring the data](#).
2. Figures are for deaths registered rather than deaths occurring in each period.
3. Figures for 2020 and 2021 are based on provisional mortality data and projected populations.
4. Figures exclude deaths of non-residents.

## 6 . Death occurrences in June 2021 and year-to-date

This section is based on the date a death occurred - rather than the date of registration used in the previous sections - to monitor current mortality trends. Further information can be found in [Section 10: Measuring the data](#).

In England, 32,057 deaths occurred in June 2021 (and were registered by 7 July). This was 4,793 fewer deaths than the five-year average (2015 to 2019) for June (13.0% lower). Of the 32,057 deaths that occurred, 0.8% were due to coronavirus (COVID-19) (265 deaths).

In Wales, 2,244 deaths occurred in June 2021 (and were registered by 7 July), which was 200 fewer deaths than the five-year average (8.2% lower). COVID-19 was the underlying cause of death in 0.1% of all deaths that occurred (2 deaths).

In England, the first death due to COVID-19 occurred on 30 January 2020. Figure 6 shows the trend in COVID-19 death occurrences from March 2020 onwards. The largest number of COVID-19 deaths that occurred in a single day in England was on 8 April 2020 (1,225 deaths), followed by 19 January 2021 (1,201 deaths).

### Figure 6: In England, daily deaths due to COVID-19 remained low in June 2021

Number of deaths occurring on each day from March 2020 to June 2021<sup>1</sup>, five-year average and range, England

#### Notes:

1. Figures are for deaths occurring on each day rather than deaths registered, registered up to 7 July. Death occurrences will increase as more deaths are registered, particularly for later dates.
2. Figures exclude non-residents.
3. "COVID-19 deaths" include only deaths where COVID-19 was the underlying cause.
4. This chart includes deaths from 1 March 2020. Three deaths due to COVID-19 occurred prior to this (one death in January 2020 and two deaths in February 2020) in England, but are not included here.

#### Download the data

[.xlsx](#)

### Figure 7: In Wales, daily deaths due to COVID-19 remained low in June 2021

Number of deaths occurring on each day from March 2020 to June 2021<sup>1</sup>, five-year average and range, Wales

#### Notes:

1. Figures are for deaths occurring on each day rather than deaths registered, registered up to 7 July 2021. Death occurrences will increase as more deaths are registered, particularly for later dates.
2. Figures exclude non-residents.
3. "COVID-19 deaths" include only deaths where COVID-19 was the underlying cause.

#### Download the data

[.xlsx](#)

It is important to note that the number of death occurrences is incomplete as it is likely that more deaths need to be registered, therefore comparisons should be treated with caution.

In particular, instances where the number of death occurrences on each day in June was below the range of the last five years are likely to be a result of when the data extract was created. Specifically, deaths that occurred towards the end of the month may not have been registered by the time the data extract was created. We would therefore expect the number of death occurrences to be higher in future releases.

## 7 . Pre-existing conditions of people whose death was due to COVID-19, deaths registered in January to March 2021

Data on pre-existing conditions of people who died due to coronavirus (COVID-19) in England and Wales for 2021 can be found in the [accompanying dataset](#). Detailed information on this analysis is available in the [April 2021 edition of this bulletin](#). This analysis will be updated on a quarterly basis in the July edition, but we plan to review the level of detail that can be provided given small numbers of deaths due to COVID-19.

## 8 . Monthly mortality data

### [Monthly mortality analysis, England and Wales](#)

Dataset | Released 23 July 2021

Monthly data on death registrations and death occurrences in England and Wales, broken down by sex and age. Includes deaths due to coronavirus (COVID-19) by date of death occurrence, and comparisons of COVID-19 with the leading causes of death.

### [Deaths due to COVID-19 by English region and Welsh health board](#)

Dataset | Released 23 July 2021

Provisional age-standardised mortality rates for deaths due to COVID-19 by age, sex, local authority and deprivation indices, and numbers of deaths by Middle-layer Super Output Area.

### [Deaths involving COVID-19 by month of registration, UK](#)

Dataset | Released 23 July 2021

Provisional age-standardised mortality rates for deaths involving COVID-19 by sex and month of death registration, for England, Wales, Scotland, and Northern Ireland.

### [Deaths registered monthly in England and Wales](#)

Dataset | Released 23 July 2021

Number of deaths registered each month by area of usual residence for England and Wales, by region, county, local and unitary authority, and London borough.

### [Pre-existing conditions of people who died due to COVID-19, England and Wales](#)

Dataset | Released 20 May 2021

Pre-existing conditions of people who died due to COVID-19, broken down by country, broad age group, and place of death occurrence, usual residents of England and Wales.

## 9 . Glossary

### Age-specific mortality rates

Age-specific mortality rates are used to allow comparisons between specified age groups.

### Age-standardised mortality rates

Age-standardised mortality rates (ASMRs) are used to allow comparisons between populations that may contain different proportions of people of different ages. The 2013 European Standard Population is used to standardise rates. In this bulletin, we have adjusted the monthly ASMRs to allow for comparisons with annual rates. For more information see [Section 10: Measuring the data](#).

### Coronaviruses

The World Health Organization (WHO) defines coronaviruses as "a large family of viruses that are known to cause illness ranging from the common cold to more severe diseases such as Middle East Respiratory Syndrome (MERS) and Severe Acute Respiratory Syndrome (SARS)". Between 2001 and 2018, there were 12 deaths in England and Wales due to a coronavirus infection, with a further 13 deaths mentioning the virus as a contributory factor on the death certificate.

## Coronavirus (COVID-19)

COVID-19 refers to the "coronavirus disease 2019" and is a disease that can affect the lungs and airways. It is caused by a type of coronavirus. Further information is available from the [World Health Organization \(WHO\)](#).

### Pre-existing condition

A pre-existing condition is defined as any condition that either preceded the disease of interest (for example, COVID-19) in the sequence of events leading to death or was a contributory factor in the death but was not part of the causal sequence. More information on the pre-existing conditions methodology is available in the [accompanying dataset](#).

### Registration delay

Mortality statistics are compiled from information supplied when deaths are certified and registered as part of civil registration, a legal requirement. According to the [Births and Deaths Registration Act 1953](#), a death should be registered within five days unless it is referred to a coroner for investigation. Mortality statistics for a given time period can be based on occurrence (death date) or registration (registration date); registration delay is the difference between date of occurrence and date of registration.

### Statistical significance

The term "significant" refers to statistically significant changes or differences. Significance has been determined using the 95% confidence intervals, where instances of non-overlapping confidence intervals between estimates indicate the difference is unlikely to have arisen from random fluctuation.

### 95% confidence intervals

A confidence interval is a measure of the uncertainty around a specific estimate. If a confidence interval is 95%, it is expected that the interval will contain the true value on 95 occasions if repeated 100 times. As intervals around estimates widen, the level of uncertainty about where the true value lies increases. The size of the interval around the estimate is strongly related to the number of deaths, prevalence of health states and the size of the underlying population. At a national level, the overall level of error will be small compared with the error associated with a local area or a specific age and sex breakdown. More information is available on our [uncertainty pages](#).

## 10 . Measuring the data

This bulletin provides timely surveillance of mortality in England and Wales, based on the best available provisional data, including all-cause mortality and coronavirus (COVID-19) deaths.

Analysis contains deaths registered in June 2021 by age and sex, and also includes deaths that occurred in June 2021 by date of death. Non-residents of England and Wales are excluded. In June 2021, there were 52 deaths of non-residents that were registered in England and Wales.

## Planned revisions to data in this bulletin

Mortality analysis in this publication is based on provisional data. Data for deaths registered in 2020 are now final, and analysis of the final deaths dataset is available in [Deaths registered in England and Wales: 2020](#). We plan to revise analysis including 2020 registrations in Monthly mortality analysis in the August edition (to be published in September 2021).

Age-standardised rates in this bulletin currently use [population projections](#) for 2020. Now that [mid-year population estimates for 2020](#) have been published, we also plan to revise our Monthly mortality analysis to use these populations in the August edition. These revisions will affect data from July 2019 to June 2021, because the 2020 populations are used in our [monthly population estimation method](#) for these months.

## Data sources

This bulletin is based primarily on death registrations; analysis by month of death registration is consistent with the [weekly death registrations release](#) and allows for a more timely analysis than would be possible using death occurrences. There is a section on death occurrences for surveillance of recent mortality trends. Death occurrences show the number of deaths that occurred within a calendar period and give a better indication of exactly when deaths were at their highest. This allows mortality to be related to other factors such as weather patterns.

A provisional extract of death registrations and death occurrences data is taken on the first working day after the 8th of the month, to allow time for deaths to be registered. For more detail on the data sources used, see our [methodology article](#).

## Definition of COVID-19 deaths

We use the term "due to COVID-19" when referring only to deaths with an underlying cause of death of COVID-19. When taking into account all of the deaths that had COVID-19 mentioned anywhere on the death certificate, whether as an underlying cause or not, we use the term "involving COVID-19". The International Classification of Diseases (ICD-10) codes used to define COVID-19 are:

- U07.1: COVID-19, virus identified
- U07.2: COVID-19, virus not identified
- U09.9: Post-COVID condition, unspecified (this cannot be assigned to the underlying cause of death so is not included in the "deaths due to COVID-19" definition)
- U10.9: Multisystem inflammatory syndrome associated with COVID-19, unspecified.

Our definition of COVID-19 (regardless of whether it was the underlying cause or mentioned elsewhere on the death certificate) includes some cases where the certifying doctor suspected the death involved COVID-19 but was not certain. For example, a doctor may have clinically diagnosed COVID-19 based on symptoms, but this diagnosis may not have been confirmed with a test. Of the 124,630 deaths due to COVID-19, 4,014 (3.2%) were classified as "suspected" COVID-19. Including all 140,239 deaths involving COVID-19, "suspected" COVID-19 was recorded on 3.3% (4,591 deaths) of all deaths involving COVID-19 in England and Wales. For more information on the ICD-10 definition of COVID-19, see [Section 8 of the methodology article](#).



## Monthly mortality rates

To calculate monthly mortality rates that are comparable with annual rates, adjustments must be made to annual population estimates to account for the time period covered. [Section 2 of the methodology article](#) provides more detail on how this is calculated.

## Acknowledgement

We would like to thank Charlee Humphries, Georgia Brett, Craig Arnold, and Fred Barton for their valued contribution to this bulletin.

# 11 . Strengths and limitations

## Provisional data are used

Provisional death registrations and death occurrences data are used in this bulletin. This enables timely analysis to be completed to monitor mortality trends. However, as the data for 2020 and 2021 are provisional, they are subject to change.

## Data coverage, timeliness and registration delays

Mortality data give complete population coverage. They ensure the estimates are of high precision and are representative of the underlying population at risk. However, because of [registration delays](#), monthly death occurrence data are always somewhat incomplete. This is especially true for deaths that occurred towards the end of the month.

More quality and methodology information on strengths, limitations, appropriate uses, and how the data were created is available in the [Mortality statistics in England and Wales QMI](#) and [User guide to mortality statistics](#).

## 12 . Related links

### [Deaths registered weekly in England and Wales](#)

Bulletin | Released 20 July 2021

Provisional counts of the number of deaths registered in England and Wales, including deaths involving the coronavirus (COVID-19) pandemic, by age, sex and region, in the latest weeks for which data are available.

### [Deaths registered in England and Wales: 2020](#)

Bulletin | Released 6 July 2021

Registered deaths by age, sex, selected underlying causes of death and the leading causes of death. Contains death rates and death registrations by area of residence and single year of age.

### [Deaths due to COVID-19, registered in England and Wales: 2020](#)

Article | Released 6 July 2021

Deaths registered in England and Wales due to coronavirus (COVID-19) by age, sex, region, place of death, and pre-existing condition.

### [Coronavirus \(COVID-19\) latest data and analysis](#)

Web page | Updated as and when new data become available

Brings together the latest data and analysis on the coronavirus (COVID-19) pandemic in the UK and its effect on the economy and society.

### [Deaths at home increased by a third in 2020, while deaths in hospitals fell except for COVID-19](#)

Article | Released 7 May 2021

The coronavirus (COVID-19) was the main reason for a rise in the overall number of deaths registered in England and Wales in 2020. Many deaths not due to COVID-19, which would normally have occurred in hospital, happened in private homes instead.