

Statistical bulletin

# Deaths registered weekly in England and Wales, provisional: week ending 7 May 2021

Provisional counts of the number of deaths registered in England and Wales, including deaths involving the coronavirus (COVID-19), by age, sex and region, in the latest weeks for which data are available.



Contact:  
Sarah Caul  
health.data@ons.gov.uk  
+44 (0)1329 444110

Release date:  
18 May 2021

Next release:  
25 May 2021

## Table of contents

1. [Main points](#)
2. [Deaths registered by week](#)
3. [Deaths registered by age group](#)
4. [Deaths by region in England and Wales](#)
5. [Deaths registered by place of occurrence](#)
6. [Deaths registered in the UK](#)
7. [Comparison of weekly deaths occurrences in England and Wales](#)
8. [Deaths data](#)
9. [Glossary](#)
10. [Measuring the data](#)
11. [Strengths and limitations](#)
12. [Related links](#)

# 1 . Main points

- The number of deaths registered in England and Wales was affected by the Early May Bank Holiday, with 7,986 deaths registered in the week ending 7 May 2021 (Week 18); this was 1,706 fewer deaths than the previous week (Week 17) and 19.7% below the five-year average (1,955 deaths fewer).
- The number of deaths registered in England in the week ending 7 May 2021 (Week 18) was 7,412; this was 1,682 fewer deaths than the previous week (Week 17) and 20.2% below the five-year average (1,877 deaths fewer).
- The number of deaths registered in Wales in the week ending 7 May 2021 (Week 18) was 560; this was 22 fewer deaths than the previous week (Week 17) and 10.3% below the five-year average (64 deaths fewer).
- We estimate that the number of deaths actually occurring (rather than registered) in Week 18 in England and Wales was between 7,696 and 9,805.
- Of the deaths registered in Week 18 in England and Wales, 129 mentioned "novel coronavirus (COVID-19)" accounting for 1.6% of all deaths; this was a decrease of 76 deaths compared with Week 17 (2.1% of all deaths).
- The number of deaths involving COVID-19 in England decreased to 124 in Week 18 compared with 198 in Week 17; for Wales the number decreased to 5 in Week 18 compared with 7 in Week 17.
- The number of deaths registered in the UK in the week ending 7 May 2021 was 9,202, which was 2,092 fewer than the five-year average; of deaths registered in the UK in Week 18, 139 involved COVID-19, that is, 93 lower than in Week 17.

Week 18 included the Early May Bank Holiday (Monday 3 May 2021) so differences between Week 17 and Week 18 should be interpreted with caution. Comparisons to the five-year average should also be interpreted with caution as the Early May Bank Holiday has fallen in both Week 18 and Week 19 since 2015.

## 2 . Deaths registered by week

### Figure 1: The number of deaths registered was below the five-year average for Week 18 in both England and Wales

Number of deaths registered by week, England and Wales, 28 December 2019 to 7 May 2021

#### Notes:

1. Figures exclude deaths of non-residents.
2. Based on date a death was registered rather than occurred.
3. All figures for 2020 and 2021 are provisional.
4. The number of deaths registered in a week are affected when bank holidays occur.
5. The average for 2015 to 2019 provides a comparison of the number of deaths expected per week in a usual (non-pandemic) year.

**Download this chart**

[.XLSX](#)

The provisional number of deaths registered in England and Wales decreased from 9,692 in Week 17 (week ending 30 April 2021) to 7,986 in Week 18 (week ending 7 May 2021). Week 18 included a Bank Holiday (Early May Day) when register offices are likely to be closed. Therefore, trends should be interpreted with caution in this week's and next week's publication.

The number of deaths was 19.7% below the five-year average (1,955 deaths fewer). The Early May Day Bank Holiday appears in different weeks depending on the year; it was in Week 18 in 2016 and 2017, whereas it was in Week 19 in 2015, 2018 and 2019. Comparisons with the five-year average should be treated with caution for Weeks 18 and 19.

In England, the number of deaths decreased from 9,094 in Week 17 to 7,412 in Week 18, which was 1,877 deaths (20.2%) fewer than the Week 18 five-year average (Figure 1). This is the ninth consecutive week that deaths have been lower than the five-year average in England. Of these, 124 involved the coronavirus (COVID-19) in Week 18, a 37.4% decrease compared with Week 17 (198 deaths). Of all deaths registered in Week 18, 1.7% mentioned COVID-19 on the death certificate.

In Wales, the number of deaths decreased from 582 in Week 17 to 560 in Week 18, which was 64 deaths (10.3%) fewer than the Week 18 five-year average (Figure 1). This is the tenth consecutive week that deaths have been lower than the five-year average in Wales. Of these, 5 involved COVID-19 in Week 18, a 28.6% decrease compared with Week 17 (7 deaths). Of all deaths registered in Week 18, 0.9% mentioned COVID-19 on the death certificate.

## **Figure 2: The number of deaths involving COVID-19 decreased in Week 18**

**Deaths involving and due to COVID-19 and Influenza and Pneumonia, England and Wales, deaths registered in 2020 and 2021**

**Notes:**

1. Figures include deaths of non-residents.
2. Based on date a death was registered rather than occurred.
3. All figures for 2020 and 2021 are provisional.
4. The number of deaths registered in a week are affected when bank holidays occur.
5. The average of 2015 to 2019 provides a comparison of the number of deaths expected per week in a usual (non-pandemic) year.
6. The International Classification of Diseases, 10th Edition (ICD-10) definitions are as follows: coronavirus (COVID-19) (U07.1, U07.2, U09.9 and U10.9) and Influenza and Pneumonia (J09 to J18).
7. A death can be registered with both COVID-19 and Influenza and Pneumonia mentioned on the death certificate. Deaths where both were mentioned have been counted in both categories.
8. We use the term "due to COVID-19" or "due to Influenza and Pneumonia" when referring only to deaths where that illness was recorded as the underlying cause of death. We use the term "involving COVID-19" or "involving Influenza and Pneumonia" when referring to deaths that had that illness mentioned anywhere on the death certificate, whether as an underlying cause or not.

**Download this chart**

[.XLSX](#)

Of the 129 deaths in England and Wales that involved COVID-19, 94 had this recorded as the underlying cause of death (72.9%, Figure 2). Of the 980 deaths that involved Influenza and Pneumonia, 247 had this recorded as the underlying cause of death (25.2%).

Deaths that involved both COVID-19, and Influenza and Pneumonia, have been included in both categories for consistency when comparing with the underlying cause of death.

We have developed an experimental statistical model to estimate the number of deaths that actually occurred in a given week, rather than the number registered. For Week 18, we estimate that 8,648 deaths occurred in England and Wales, with a 95% [confidence interval](#) of 7,696 to 9,805. This is 1,065 fewer deaths than the mean for the period 2015 to 2019 in Week 18, and a decrease of 126 from the Week 17 2021 estimate of 8,774 (8,496 to 9,117).

These are provisional estimates that assume the pattern of occurrences can be predicted based on experience in previous years. The estimate for the most recent week always has a wider margin of error than for earlier weeks, so it should be treated with caution.

### **Figure 3: Deaths from all causes were below the five-year average in Week 18**

**Number of deaths registered by week, England and Wales, 28 December 2019 to 7 May 2021**

**Notes:**

1. Figures include deaths of non-residents.
2. Based on date a death was registered rather than occurred.
3. All figures for 2020 and 2021 are provisional.
4. The International Classification of Diseases, 10th Edition (ICD-10) definitions are available in the [Measuring the data](#) section.
5. The number of deaths registered in a week are affected when bank holidays occur.
6. The average for 2015 to 2019 provides a comparison of the number of deaths expected per week in a usual (non-pandemic) year.

**Download this chart**

[.XLSX](#)

Analysis in this section includes deaths from Week 11 of 2020 (week ending 13 March 2020, the week of the first registration of a death involving COVID-19) through to Week 18 of 2021 (week ending 7 May 2021), to ensure full coverage of the ongoing coronavirus (COVID-19) pandemic.

Using the most up-to-date data we have available, the number of deaths from the week ending 13 March 2020 up to 7 May 2021 was 727,005 in England and Wales. Of the deaths registered by 7 May 2021, 139,604 (19.2%) mentioned COVID-19 on the death certificate. During this period, the number of excess deaths above the five-year average was 112,247 deaths.

In England, the number of deaths between the week ending 13 March 2020 and 7 May 2021 was 681,931; of these, 131,548 deaths (19.3%) mentioned COVID-19. This was 107,668 deaths above the five-year average.

In Wales, the number of deaths was 44,186; of these, 7,872 deaths (17.8%) mentioned COVID-19. This was 5,501 deaths above the five-year average.

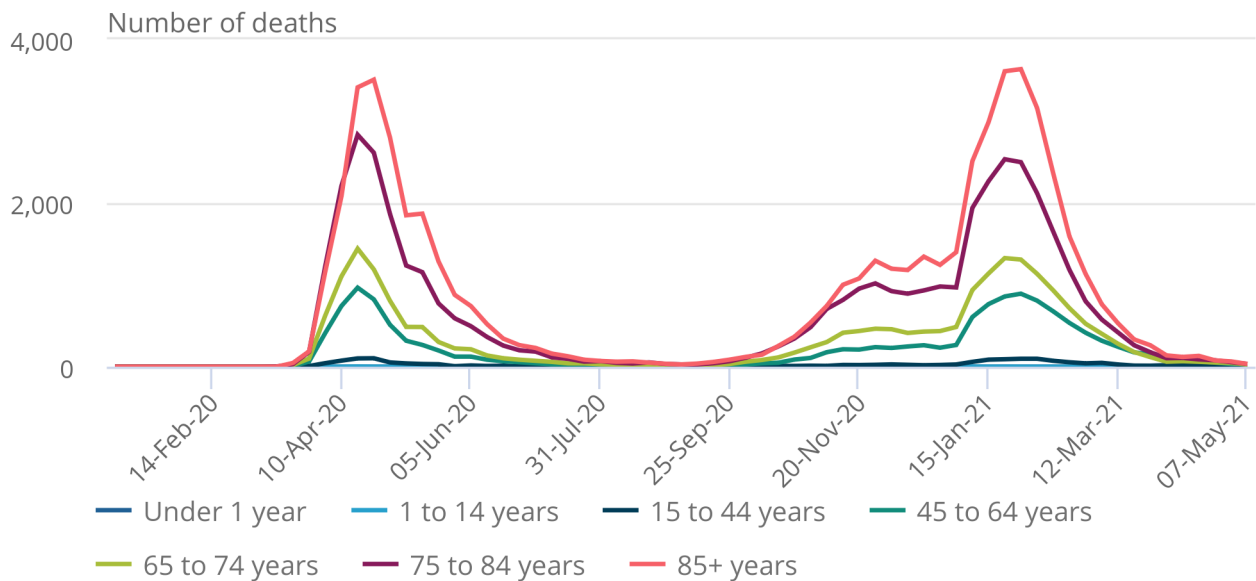
### 3 . Deaths registered by age group

Figure 4: The majority of deaths involving COVID-19 were in those aged 75 years and over in Week 18

Number of deaths involving COVID-19 by age group, England and Wales, registered between 28 December 2019 and 7 May 2021

Figure 4: The majority of deaths involving COVID-19 were in those aged 75 years and over in Week 18

Number of deaths involving COVID-19 by age group, England and Wales, registered between 28 December 2019 and 7 May 2021



Source: Office for National Statistics - Deaths registered weekly in England and Wales

Notes:

1. Figures include deaths of non-residents.
2. Based on date a death was registered rather than occurred.
3. All figures for 2020 and 2021 are provisional.
4. The International Classification of Diseases, 10th Edition (ICD-10) definitions are available in the [Measuring the data](#) section.
5. The number of deaths registered in a week is affected when bank holidays occur.
6. Does not include deaths where age is either missing or not yet fully coded.

In Week 18 (week ending 7 May 2021), the number of deaths involving the coronavirus (COVID-19) in England and Wales decreased in the majority of the five-year age groups compared with Week 17. The biggest decrease was seen in those aged 80 to 84 years (17 fewer deaths). The majority (52.7%) of deaths involving COVID-19 were in people aged 75 years and over.

## 4 . Deaths by region in England and Wales

### Figure 5: The number of deaths in Week 18 was lower than the five-year average in Wales and all of the English regions

Number of deaths in Wales and regions of England, registered between 28 December 2019 and 7 May 2021

#### Notes:

1. Based on area of usual residence. Geographical boundaries are based on the most up-to-date information available at the time of publication.
2. Figures exclude deaths of non-residents.
3. Based on date a death was registered rather than occurred.
4. All figures for 2020 and 2021 are provisional.
5. The International Classification of Diseases, 10th Edition (ICD-10) definitions are available in the [Measuring the data](#) section.
6. The number of deaths registered in a week are affected when bank holidays occur.
7. The average for 2015 to 2019 provides a comparison of the number of deaths expected per week in a usual (non-pandemic) year.

#### Download this chart

[.XLSX](#)

In Week 18 (week ending 7 May 2021), the total number of deaths registered was lower than the five-year average in every English region and Wales (Figure 5). The largest decrease compared with the five-year average was in the South West (26.0% lower). The smallest decrease compared with the five-year average was in Wales (10.3% lower); the North East was the English region with the smallest decrease (11.3% lower).

Deaths involving the coronavirus (COVID-19) decreased in all English regions compared with Week 17, except for the South West of England. The largest decrease was reported in the West Midlands (13 fewer deaths). More detailed geographic analysis can be found in our [Monthly mortality analysis release](#).

Table 1: The number of deaths registered was below the five-year average in Wales and all of the English regions

Number of deaths in Wales and regions in England, registered week ending 7 May 2021

<b>Region name</b>	<b>Number of deaths</b>	<b>Five-year average</b>	<b>Difference</b>	<b>Percentage above average</b>
<b>Wales</b>	560	624	-64	-10.3
<b>North East</b>	455	513	-58	-11.3
<b>London</b>	792	920	-128	-13.9
<b>East Midlands</b>	700	848	-148	-17.5
<b>Yorkshire and the Humber</b>	775	962	-187	-19.4
<b>North West</b>	1,089	1,357	-268	-19.7
<b>East</b>	841	1,056	-215	-20.4
<b>South East</b>	1,168	1,521	-353	-23.2
<b>West Midlands</b>	788	1,027	-239	-23.3
<b>South West</b>	804	1,087	-283	-26.0

Source: Office for National Statistics - Deaths registered weekly in England and Wales

#### Notes

1. Based on area of usual residence. Geographical boundaries are based on the most up-to-date information available at the time of publication.
2. Figures exclude deaths of non-residents.
3. Based on date a death was registered rather than occurred.
4. All figures for 2020 and 2021 are provisional.
5. The averages are based on the number of death registrations in each region, recorded for each corresponding week over the previous five years.
6. The number of deaths registered in a week are affected when bank holidays occur.
7. The average for 2015 to 2019 provides a comparison of the number of deaths expected per week in a usual (non-pandemic) year.



## 5 . Deaths registered by place of occurrence

Table 2: Most deaths involving COVID-19 have occurred in hospitals  
Number of deaths involving COVID-19 by place of occurrence, England and Wales, registered between 28 December 2019 and 7 May 2021

Place of death	28 December 2019 to 7 May 2021	Week ending 7 May 2021
Private home	7,915	23
Hospital (not including psychiatric)	96,469	87
Hospice	2,077	1
Care home	32,125	14
Other communal establishment	499	1
Elsewhere	519	3

Source: Office for National Statistics - Deaths registered weekly in England and Wales

### Notes

1. Based on area of usual residence. Geographical boundaries are based on the most up-to-date information available at the time of publication.
2. Figures include deaths of non-residents.
3. Based on date a death was registered rather than occurred.
4. All figures for 2020 and 2021 are provisional.
5. The International Classification of Diseases, 10th Edition (ICD-10) definitions are available in the Measuring the data section.

Between Weeks 17 and 18, the number of deaths involving the coronavirus (COVID-19) decreased in hospitals (46 fewer), care homes (16 fewer), and private homes (13 fewer). There were 5 deaths in other locations, 1 fewer than in Week 17. Deaths involving COVID-19 in hospitals as a proportion of all deaths in hospitals fell to 2.6% in Week 18 (3.3% in Week 17). Deaths involving COVID-19 in care homes accounted for 1.0% of all deaths in care homes, a decrease from Week 17 (1.7%).

Detailed analysis on deaths of care home residents is available in [Deaths involving COVID-19 in the care sector, England and Wales: deaths occurring up to 12 June 2020 and registered up to 20 June 2020](#).

From Week 1 2021 (week ending 8 January 2021) onwards, we have published a [dataset of weekly deaths of care home residents](#).

As well as the Office for National Statistics (ONS) data, the Care Quality Commission (CQC) provides numbers of deaths involving COVID-19 in care homes in England that are based on the date the death was notified to the CQC. From 10 April 2020 (the first day when data were collected using the CQC's new method of identifying deaths involving COVID-19) to 14 May 2021, there were 29,357 deaths of residents in care homes involving COVID-19. Of these deaths, 23 were notified in the week up to 14 May 2021. Because of a revision of the coding for the CQC data, it has been identified that some deaths between 2 November 2020 and 22 April 2021 initially coded as "not COVID-19" have been updated to either "confirmed COVID-19" or "suspected COVID-19". More information relating to this update can be found in the [accompanying dataset](#). More information on the data provided by the CQC can be found in our [joint transparency statement](#).

In Wales, the Welsh Government publishes the [number of deaths of care home residents involving COVID-19](#) notified to the Care Inspectorate Wales (CIW). Between 1 March 2020 and 6 May 2021, there were 1,920 deaths of residents in care homes involving COVID-19.

## **Figure 6: Deaths in Week 18 were above the five-year average in private homes, but below the five-year average in hospitals, care homes and other settings**

**Number of excess deaths by place of occurrence, England and Wales, registered between 7 March 2020 and 7 May 2021**

### **Notes:**

1. Based on area of usual residence. Geographical boundaries and communal establishments are based on the most up-to-date information available.
2. Figures include deaths of non-residents.
3. Based on date a death was registered rather than occurred.
4. All figures for 2020 and 2021 are provisional.
5. The International Classification of Diseases, 10th Edition (ICD-10) definitions are available in the [Measuring the data](#) section.
6. "Other" includes deaths in communal establishments other than hospitals and care homes, in hospices, and that occurred "elsewhere". More information on the place of death definitions used is available in the [accompanying dataset](#).
7. The average for 2015 to 2019 provides a comparison of the number of deaths expected per week in a usual (non-pandemic) year.

### **Download this chart**

[.XLSX](#)

In Week 18, the number of deaths in private homes was 6.6% above the five-year average (153 excess deaths). Deaths within care homes were 29.1% below the five-year average (605 deaths fewer), deaths in hospitals were 28.7% below the five-year average (1,359 deaths fewer) and deaths in other settings were 15.8% below the five-year average (127 deaths fewer).

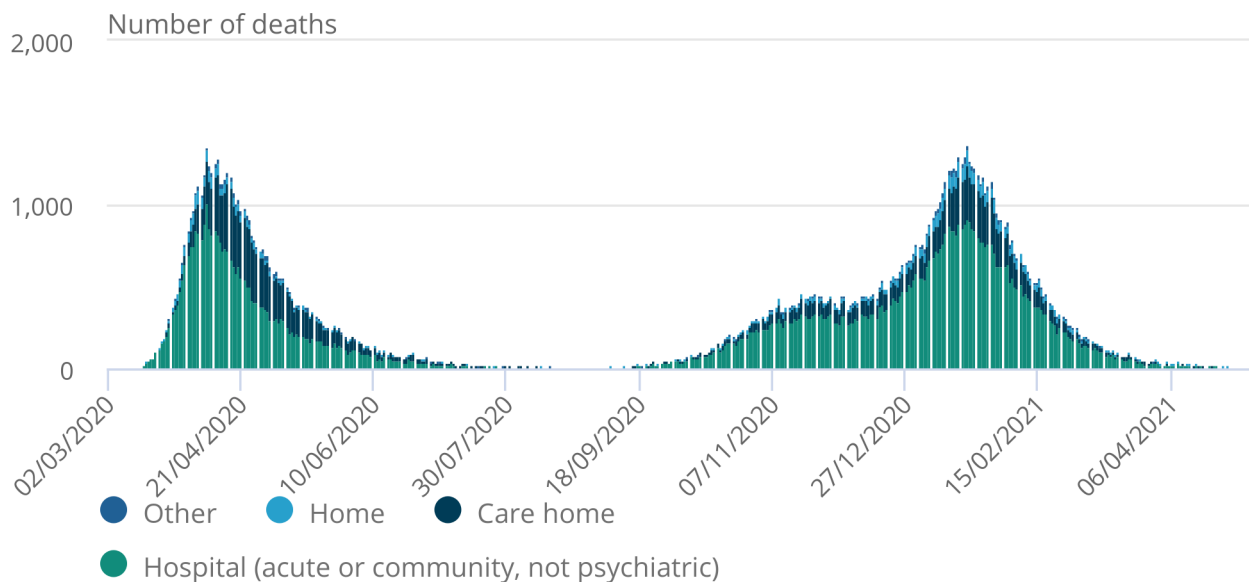
In addition, more [detailed analysis of excess deaths in England](#) is produced by Public Health England (PHE) on a weekly basis.

## Figure 7: Over 70% of deaths involving COVID-19 occurring in Week 18 were in hospital

Number of deaths involving COVID-19 by place of occurrence, England and Wales, occurring up to 7 May 2021 and registered up to 15 May 2021

### Figure 7: Over 70% of deaths involving COVID-19 occurring in Week 18 were in hospital

Number of deaths involving COVID-19 by place of occurrence, England and Wales, occurring up to 7 May 2021 and registered up to 15 May 2021



Source: Office for National Statistics – Deaths registered weekly in England and Wales

#### Notes:

1. Figures include deaths of non-residents.
2. Based on date of death, registered up to 15 May 2021.
3. All figures for 2020 and 2021 are provisional.
4. The International Classification of Diseases, 10th Edition (ICD-10) definitions are available in the [Measuring the data](#) section.
5. This chart includes deaths from the week ending 6 March 2020 onwards. Three deaths involving COVID-19 occurred prior to this (in the week ending 31 January (Week 5), week ending 7 February (Week 6) and week ending 28 February (Week 9)) and are not included in the chart.

Figure 7 is based on date of death for deaths registered up to 15 May 2021, rather than date of registration. As more deaths are registered, deaths per day are likely to increase, especially for later dates. Looking at the number of deaths that occurred in Week 18, 71.9% of deaths occurred in hospitals, and care homes accounted for 18.0% of all deaths involving COVID-19; this may change as more deaths are registered.

The earliest known death involving COVID-19 occurred in the week ending 31 January 2020 (Week 5).

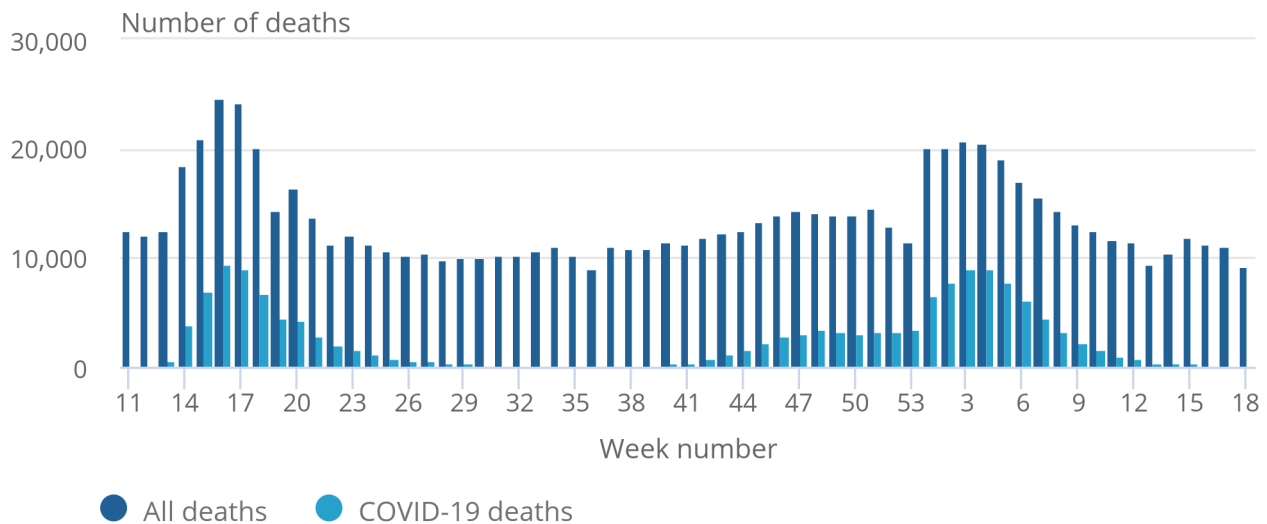
## 6 . Deaths registered in the UK

**Figure 8: Deaths involving COVID-19 decreased in the UK in Week 18**

Number of deaths registered by week, UK, week ending 13 March 2020 to week ending 7 May 2021

### Figure 8: Deaths involving COVID-19 decreased in the UK in Week 18

Number of deaths registered by week, UK, week ending 13 March 2020 to week ending 7 May 2021



Source: Office for National Statistics, National Records of Scotland, and Northern Ireland Statistics and Research Agency

**Notes:**

1. Figures include deaths of non-residents that were registered in each country.
2. Based on date a death was registered rather than occurred.
3. All figures for 2020 and 2021 are provisional.
4. The International Classification of Diseases, 10th Edition (ICD-10) definitions are available in the [Measuring the data](#) section.
5. National Records of Scotland produce figures for Scotland with an updated back series. We update the back series until the end of the calendar year, therefore the UK total in 2021 may differ from previous weeks in 2021, but the 2020 UK total will remain constant.
6. Northern Ireland Statistics and Research Agency produce figures for Northern Ireland.

Across the UK, there were 9,202 deaths (all causes) registered in Week 18 (week ending 7 May 2021), which was 2,092 deaths fewer than the UK five-year average, and 1,820 deaths fewer than in Week 17 (week ending 30 April 2021).

Using the most up-to-date data we have available, from the week ending 13 March 2020 up to 7 May 2021, the number of deaths was 823,107. The number of deaths involving COVID-19 was 151,904, and the number of excess deaths above the five-year average was 115,721.

Deaths in England and Wales, Northern Ireland and Scotland were all below the five-year average in Week 18.

Of these deaths, 139 involved the coronavirus (COVID-19), 93 fewer deaths than in Week 17 (40.1% decrease) (Figure 8).

In Week 18, England had the highest number of deaths involving COVID-19 with 124 deaths, followed by Scotland with 7 deaths, Wales with 5 deaths, and Northern Ireland with 3 deaths.

## 7 . Comparison of weekly deaths occurrences in England and Wales

This section will look at the number of deaths involving COVID-19 by date of death produced by the Office for National Statistics (ONS) compared with death notifications reported on the [GOV.UK Coronavirus in the UK dashboard](#). For Wales, we can also compare the data by date of death released by Public Health Wales (PHW).

Table 3: Number of deaths from different sources in England and Wales that occurred between 2 March 2020 and 7 May 2021

	<b>Office for National Statistics - death occurrences</b>	<b>GOV.UK deaths occurring within 28 days of testing by Date of Notification</b>	<b>GOV.UK deaths occurring within 28 days of testing by Date of Death</b>
<b>England</b>	131,796	112,243	112,262
<b>Wales</b>	7,874	5,552	5,558

Source: Office for National Statistics - Deaths registered weekly in England and Wales and GOV.UK Coronavirus in the UK

### Notes

1. Details for the data included in GOV.UK figures can be found on the GOV.UK website. The notes below refer only to Office for National Statistics data.
2. Figures include deaths of non-residents.
3. Based on date of death, registered up to 15 May 2021.
4. All figures for 2020 and 2021 are provisional.
5. The International Classification of Diseases, 10th Edition (ICD-10) definitions are available in the Measuring the data section.

## 8 . Deaths data

### [Deaths registered weekly in England and Wales, provisional](#)

Dataset | Released 18 May 2021

Provisional counts of the number of deaths registered in England and Wales, by age, sex and region, in the latest weeks for which data are available. Includes data on coronavirus (COVID-19) deaths.

### [Death registrations and occurrences by local authority and health board](#)

Dataset | Released 18 May 2021

Provisional counts of the number of deaths registered in England and Wales, including deaths involving COVID-19, by local authority, health board and place of death in the latest weeks for which data are available.

### [Number of deaths in care homes notified to the Care Quality Commission, England](#)

Dataset | Released 18 May 2021

Provisional counts of deaths in care homes caused by COVID-19 by local authority. Published by the Office for National Statistics (ONS) and Care Quality Commission (CQC).

### [Care home resident deaths registered in England and Wales, provisional](#)

Dataset | Released 18 May 2021

Provisional counts of the number of deaths registered of care home residents in England and Wales, by region. Includes data on coronavirus (COVID-19) deaths. Data are weekly and provisional.

Try the new way to filter and download these data:

- [Deaths registered weekly in England and Wales by age and sex: COVID-19](#)
- [Deaths registered weekly in England and Wales by region: COVID-19](#)
- [Death registrations and occurrences by local authority and place of death](#)
- [Death registrations and occurrences by health board and place of death](#)

## 9 . Glossary

### Coronavirus (COVID-19) deaths

Coronavirus (COVID-19) deaths are those deaths registered in England and Wales in the stated week where COVID-19 was mentioned on the death certificate. A doctor can certify the involvement of COVID-19 based on symptoms and clinical findings – a positive test result is not required. Definitions of COVID-19 for deaths in Scotland and Northern Ireland are similar to England and Wales.

## 10 . Measuring the data

More quality and methodology information on strengths, limitations, appropriate uses, and how the data were created is available in the [Mortality statistics in England and Wales QMI](#).

To meet user needs, we publish very timely but provisional counts of death registrations in England and Wales in our [Deaths registered weekly in England and Wales, provisional dataset](#). These are presented by sex, age group and regions (within England) as well as for Wales as a whole. To allow time for registration and processing, these figures are published 11 days after the week ends. Because of the rapidly changing situation, in this bulletin we have also given provisional updated totals for death occurrences based on the latest available death registrations, up to 8 May 2021.

Because of the coronavirus (COVID-19) pandemic, our regular weekly deaths release now provides a separate breakdown of the number of deaths involving COVID-19: that is, where COVID-19 or suspected COVID-19 was mentioned anywhere on the death certificate, including in combination with other health conditions. If a death certificate mentions COVID-19, it will not always be the main cause of death but may be a contributory factor. This bulletin summarises the latest weekly information and will be updated each week during the pandemic.

The data for 2020 are based on a 53-week year. Because the number of days in a week is seven, when there are 52 weeks, we only cover 364 days of the 365 days in the year, which results in one remaining day each calendar year not included in the 52 weeks. With the occurrence of leap years, it is sometimes necessary to add a 53rd week to the end of the calendar, which was the case in 2020. This happens every five years, with the last time there was a Week 53 being in 2015. Given the low frequency of Week 53, it is more appropriate to compare the 2020 figures with the average for Week 52, than to compare it with a single year from five years previous.

From the bulletin dated 3 November 2020, we have added two additional analyses. Previously, we gave a breakdown of deaths involving COVID-19 into those where COVID-19 was the underlying cause of death ("due to COVID-19") and those where it was a contributory factor ("involving COVID-19") in the [Monthly mortality analysis](#); because of high public interest, this distinction is now shown in Figure 2 of the weekly bulletin.

Influenza and Pneumonia has been included for comparison (Figure 2), as a well-understood cause of death involving respiratory infection that is likely to have somewhat similar risk factors to COVID-19.

This bulletin is based mainly on the date deaths are registered, not the date of death, because of the [time taken for a death to be registered](#). Deaths in England and Wales are normally registered within five days, but there can be a considerably longer delay in some circumstances, particularly when the death is referred to a coroner.

We have developed a statistical model to estimate the number of deaths likely to have occurred in each week, based on previous experience of the pattern of registration delays, including the effects of bank holidays. The method is described in the article [Predicting total weekly death occurrences in England and Wales: methodology](#) and the results are shown in the tab, "Estimated total deaths 2020", of the [accompanying dataset](#).

These figures are different from the [daily surveillance figures on COVID-19 deaths](#) published by the Department of Health and Social Care (DHSC) on the GOV.UK website, for the UK as a whole and its constituent countries. Figures in this report are derived from the formal process of death registration and may include cases where the doctor completing the death certificate diagnosed possible cases of COVID-19, for example, where this was based on relevant symptoms but no test for the virus was conducted.

From 29 April 2020, the DHSC started to publish as their [daily announced figures on deaths from COVID-19](#) for the UK a new series that uses improved data for England produced by Public Health England (PHE). These figures provide a count of all deaths where a positive test for COVID-19 has been confirmed, wherever that death has taken place — a change from previously reporting only confirmed COVID-19 deaths in hospitals.

Figures for Scotland, Wales and Northern Ireland had already begun to include deaths outside hospitals, so this change ensured that the UK-wide series had a shared and common definitional coverage. A [statement](#) was published by the Office for National Statistics (ONS), which provides more detail of the changes.

On 12 August 2020, the PHE data series was revised to include two measures: deaths of positively tested individuals where the death occurred within 28 days and deaths within 60 days of a positive test. More information on these changes can be found in their [technical summary \(PDF, 854KB\)](#).

In contrast to the GOV.UK figures, we include only deaths registered in England and Wales, which is the legal remit of the ONS. Tables 4 and 5 provide an overview of the differences in definitions between sources.

From the week ending 26 February 2021 (Week 8), new International Classification of Diseases (ICD-10) codes for COVID-19 issued by the World Health Organization (WHO) have been implemented for deaths involving COVID-19. The new codes are U09.9 (Post-COVID condition, where the acute COVID had ended before the condition immediately causing death occurred) and U10.9 (Multisystem inflammatory syndrome associated with COVID-19 (also called Kawasaki-like syndrome), a specific, uncommon effect of COVID-19 in children). These are in addition to the existing codes of U07.1 (COVID-19, virus identified) and U07.2 (COVID-19, virus not identified, that is, COVID-19 stated to be unconfirmed or suspected).

Table 4: Definitions of COVID-19 deaths between different sources



	DHSC COVID-19 (as published on GOV.UK) before 29 April 2020	DHSC COVID-19 (as published on GOV.UK) between 29 April and 12 August 2020	DHSC COVID-19 (as published on GOV.UK) from 12 August 2020	ONS COVID-19 deaths registered	ONS COVID-19 death occurrence (actual date of death)	NHS England	Public Health Wales
<b>Coverage</b>	UK (however we only include England and Wales breakdowns for comparable coverage with ONS data)	UK (however we only include England and Wales breakdowns for comparable coverage with ONS data)	UK (however we only include England and Wales breakdowns for comparable coverage with ONS data)	Registrations in England and Wales	Registrations in England and Wales	England only	Wales only
				Selected UK figures are included in the weekly release	In discussions with devolved nations to create UK estimates in the near future		
<b>Inclusion</b>	Deaths in hospitals	Includes any place of death, including care homes and community	Includes any place of death, including care homes and community	Any place of death, including care homes and community	Any place of death, including care homes and community	Deaths in hospitals	Includes any place of death, including care homes and community
	Deaths where the patient has tested positive for COVID-19	Deaths where the patient has tested positive for COVID-19	Deaths where the patient has tested positive for COVID-19 within 28 and 60 days of testing	Deaths where COVID-19 has been mentioned on the death certificate	Deaths where COVID-19 has been mentioned on the death certificate	Deaths where patient has been tested for COVID-19	Deaths where patient has been tested for COVID-19
	Provided daily but not officially registered	Provided daily but not officially registered	Provided daily but not officially registered	Weekly registrations are 11 days behind because of the time taken to register, process and publish	Weekly registrations are 11 days behind because of the time taken to register, process and publish	Updated daily for each date of death	Updated daily for each date of death

<b>Timeliness</b>	Registered in the week ending 7 May 2021 (week 18)	Deaths which occurred in week 18 but were registered up to 15 May 2021
-------------------	--	--

Source: Office for National Statistics – Deaths registered weekly in England and Wales

Table 5: Definitions of COVID-19 deaths in care homes between different sources

	<b>ONS COVID-19 deaths registered</b>	<b>ONS COVID-19 death occurrence (actual date of death)</b>	<b>Care Quality Commission deaths in care homes (date of notification received)</b>	<b>Care Inspectorate Wales deaths in care homes (date of notification received)</b>
<b>Coverage</b>	Registrations in England and Wales	Registrations in England and Wales	Death notifications sent by registered care home operators in England to CQC	Death notifications sent by registered care home operators in Wales to CIW
	Selected UK figures are included in the weekly release	In discussions with devolved nations to create UK estimates in the near future		
<b>Inclusion</b>	Any place of death, including care homes	Any place of death, including care homes	Deaths in care homes - deaths of care home residents that occurred elsewhere are also collected	Deaths in care homes - deaths of care home residents that occurred elsewhere are also collected
	Deaths where COVID-19 has been mentioned on the death certificate	Deaths where COVID-19 has been mentioned on the death certificate	Deaths where the care home provider has stated COVID-19 as a suspected or confirmed cause of death on the death notification	Deaths where the care home provider has stated COVID-19 as a suspected or confirmed cause of death on the death notification
<b>Timeliness</b>	Weekly registrations are 11 days behind because of the time taken to register, process and publish	Weekly registrations are 11 days behind because of the time taken to register, process and publish	Daily deaths notifications by date of notification - these take on average 4 days to receive and process	Daily deaths notifications by date of notification
			Data are published weekly by ONS	Data are published weekly by Welsh Government

Source: Office for National Statistics – Deaths registered weekly in England and Wales

We will publish accompanying articles periodically, giving enhanced information such as age-standardised and age-specific mortality rates for recent time periods and breakdowns of deaths involving COVID-19 by associated pre-existing health conditions.

There is usually a delay of at least five days between occurrence and registration. More information on this issue can be found in our [impact of registration delays release](#).

Our [User guide to mortality statistics](#) provides further information on data quality, legislation and procedures relating to mortality and includes a [glossary of terms](#).

## 11 . Strengths and limitations

Figures are based on the date the death was registered, not when it occurred. There is usually a delay of at least five days between occurrence and registration. More information on this issue can be found in our [impact of registration delays release](#).

## 12 . Related links

### [Deaths registered in England and Wales: 2019](#)

Bulletin | Released 1 July 2020

Registered deaths by age, sex, selected underlying causes of death and the leading causes of death. Contains death rates and death registrations by area of residence and single year of age.

### [Monthly mortality analysis, England and Wales: March 2021](#)

Bulletin | Released 22 April 2021

Provisional death registration data for England and Wales, broken down by sex, age and country. Includes analysis of deaths due to COVID-19 compared with the leading causes of death. Datasets include deaths due to COVID-19 by local area and socioeconomic deprivation.

### [Coronavirus \(COVID-19\) latest insights](#)

Interactive tool | Updated as and when data become available

Explore the latest data and trends about the coronavirus (COVID-19) pandemic from the ONS and other official sources.

### [Coronavirus \(COVID-19\) roundup](#)

Blog | Updated as and when new data become available

Catch up on the latest data and analysis related to the coronavirus pandemic and its impact on our economy and society.

### [Coronavirus and the latest indicators for the UK economy and society](#)

Bulletin | Released 29 April 2021

Early experimental data on the impact of the coronavirus on the UK economy and society. These faster indicators are created using rapid response surveys, novel data sources and experimental methods.